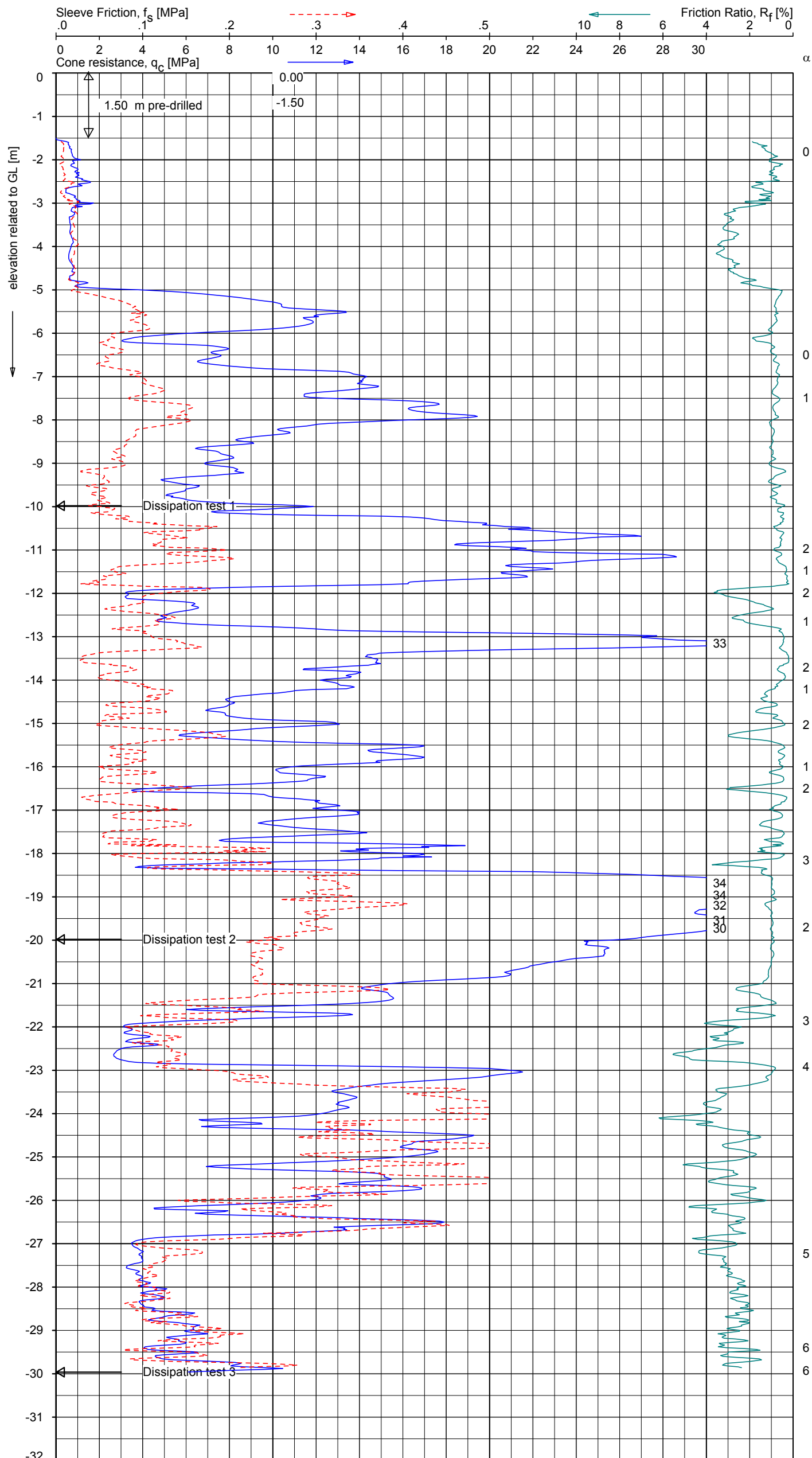
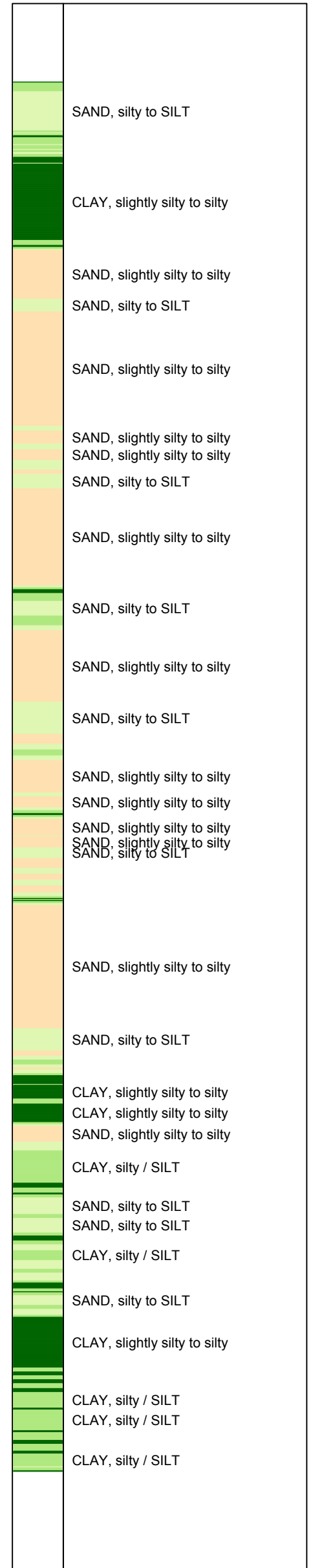


UNIPLOT 05.33.nl / QcfClass-M3.cmd / 2017-10-12 18:02:53



Indicative soil classification
 Automatically generated from CPT data
 Valid below groundwater level
 (Robertson 1990, NL corr.)



C102420

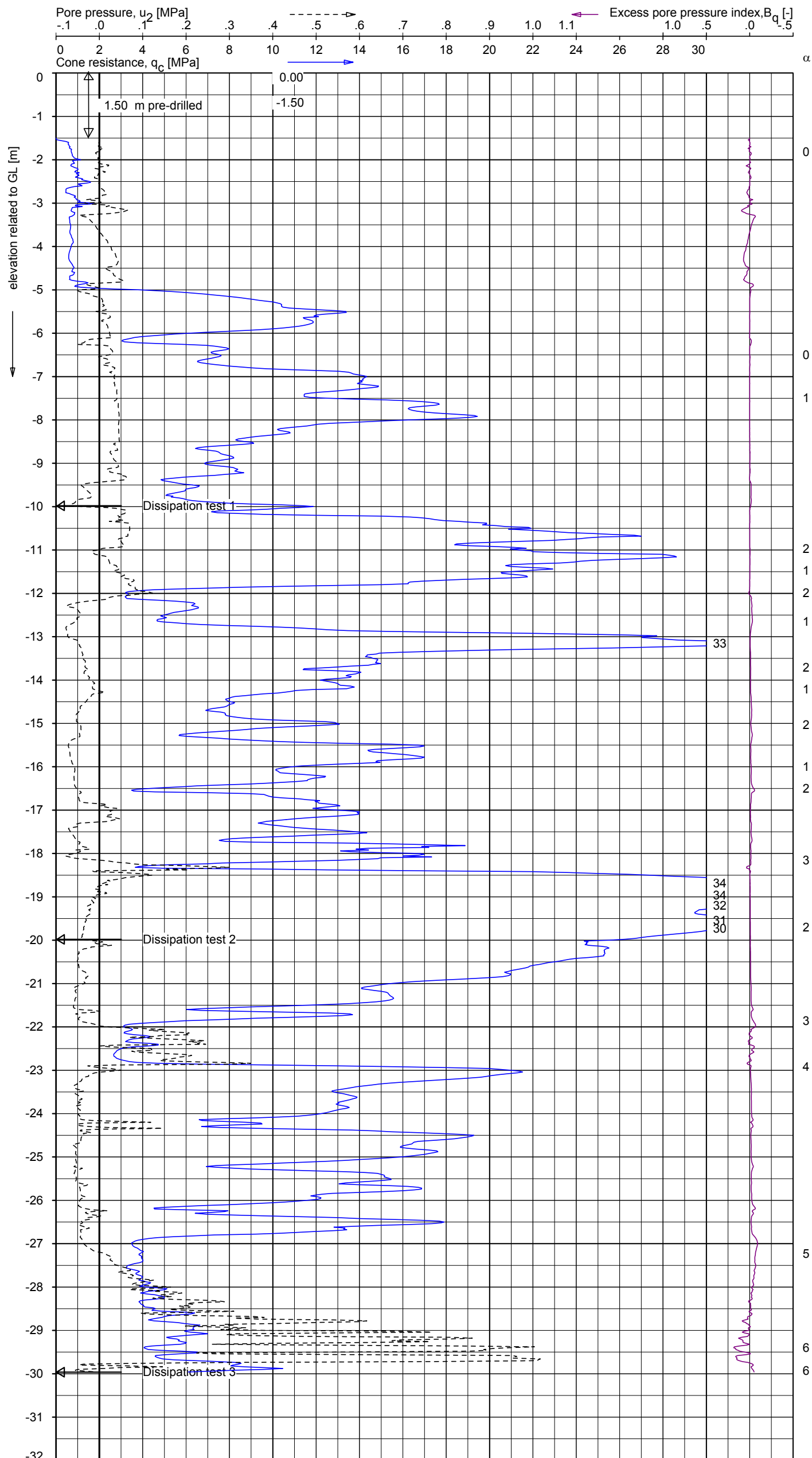
CPTU-S3 - 1

Rec.: DMB/PJW d.d. 10-Feb-2017 Coord.: X= m Y= m System: RD Test in accordance with NEN-EN-ISO 22476-1
 Proc.: K.STASSEN d.d. 12-Oct-2017 Cone: CP15-CF75PB1SN2 1701-2751 Class 2. Test type TE2
 Cone type: $A_c = 1510 \text{ mm}^2$; $A_s = 19895 \text{ mm}^2$

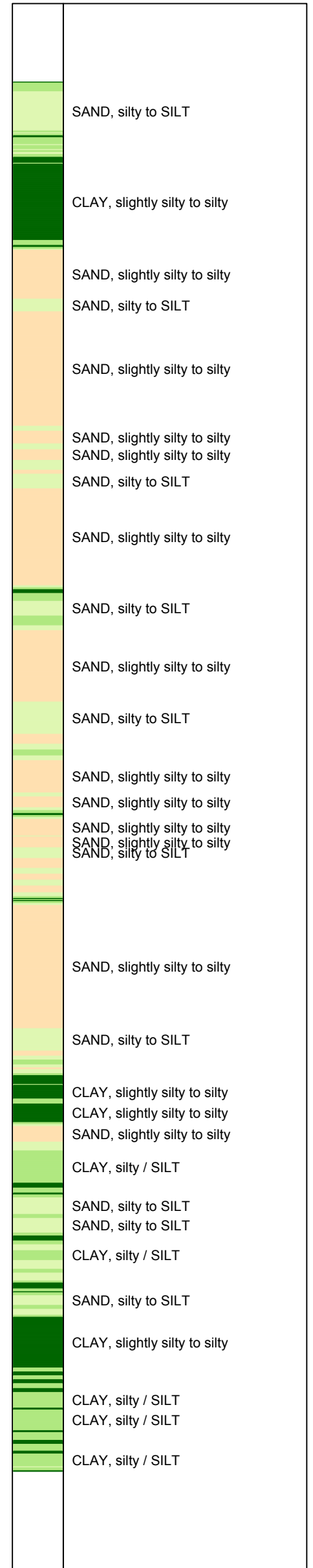
CONE PENETRATION TEST WITH LOCAL FRICTION

Nouvelle station Constitution

Proj. C102420
 Cpt CPTU-S3



Indicative soil classification
 Automatically generated from CPT data
 Valid below groundwater level
 (Robertson 1990, NL corr.)



Rec.: DMB/PJW d.d. 10-Feb-2017 Coord.: X= m Y= m System: RD Test in accordance with NEN-EN-ISO 22476-1
 Proc.: K.STASSEN d.d. 12-Oct-2017 Cone: CP15-CF75PB1SN2 1701-2751 Class 2. Test type TE2
 Cone type: $A_c = 1510 \text{ mm}^2$; $A_s = 19895 \text{ mm}^2$

PIEZO CONE PENETRATION TEST

Nouvelle station Constitution

Proj. C102420
 Cpt CPTU-S3